
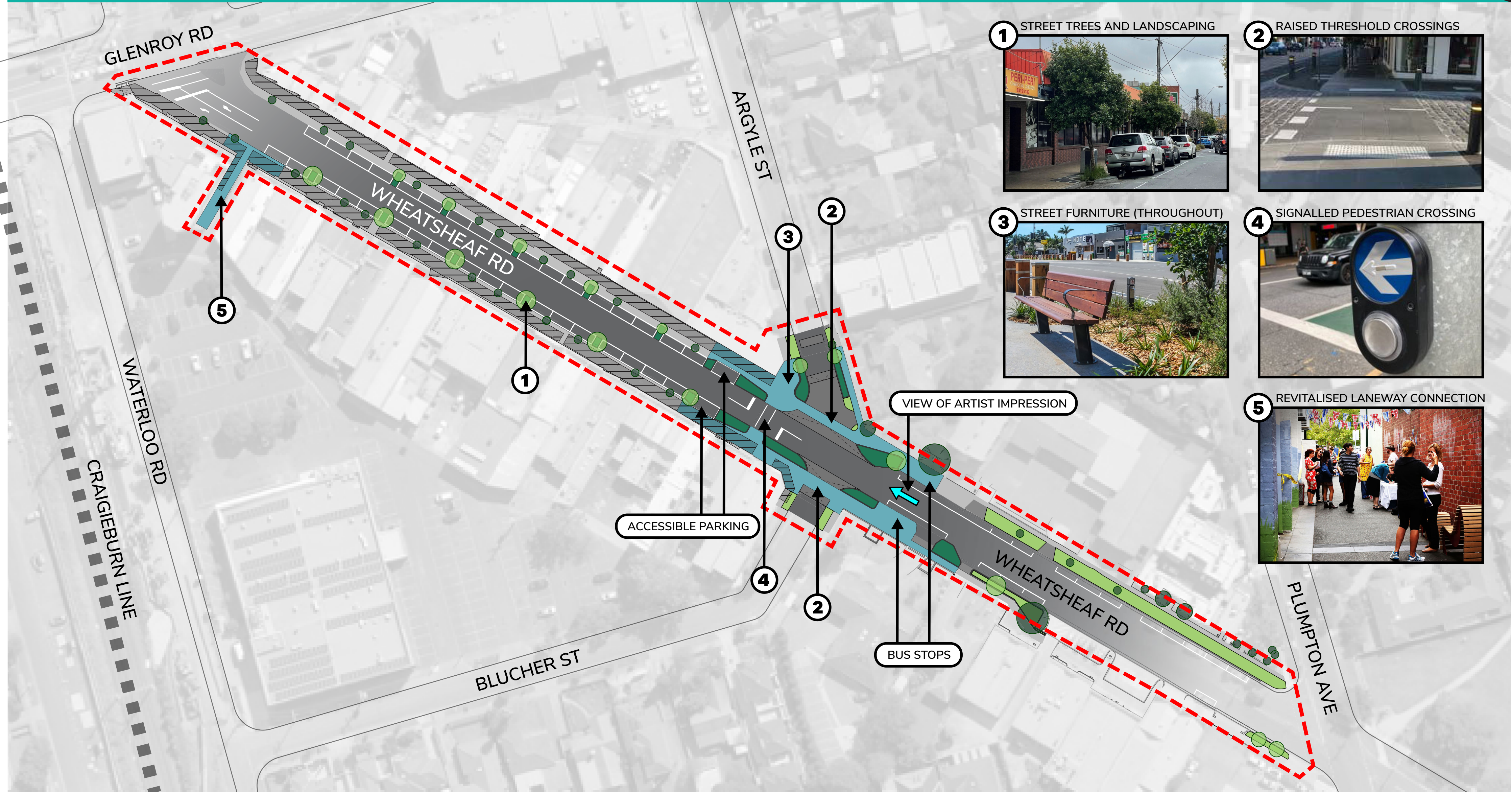




WHEATSHEAF ROAD STREETSCAPE IMPROVEMENT



DRAFT CONCEPT PLAN



<https://conversations.moreland.vic.gov.au/>
June 2021



 EXTENT OF WORKS
 NEW FEATURE FOOTPATH

 REJUVENATED FOOTPATH
 SHOP AWNINGS

 GARDEN BED
 GRASS NATURE STRIP

 EXISTING TREE
 NEW TREE

THIS DRAFT CONCEPT PLAN IS SUBJECT TO CHANGE AND THE APPROVAL OF SERVICE AUTHORITIES. ACCESSIBLE CAR PARKING ON WHEATSHEAF ROAD WILL BE UPGRADED TO MEET CURRENT STANDARDS. THE CURRENT DESIGN WILL RESULT IN A NET LOSS OF APPROXIMATELY 5-10 ON-STREET CAR SPACES. THERE ARE APPROXIMATELY 167 OFF-STREET CAR SPACES LOCATED CLOSE TO THIS SECTION OF WHEATSHEAF ROAD.