



Moreland City Council

Moreland's Population and Housing

Victoria Kapke
Unit Manager Strategy and Research

April 2021



Moreland
City Council

Introduction

- Unit Manager Strategy and Research
 - Research team – lots of data on our community and our municipality
 - Forward planning – community facilities, affordable housing and strategy
- Today I will be giving you
 - an overview on how our population and housing has changed in recent years
 - a flavour of how this many change in the future

Recent Population Conversation in Australia

Calls for migrant cap as population booms

We need to have a conversation about population growth

Population growth is in our long-term interest

Government needs to wake up to impact of population boom

Make population growth work

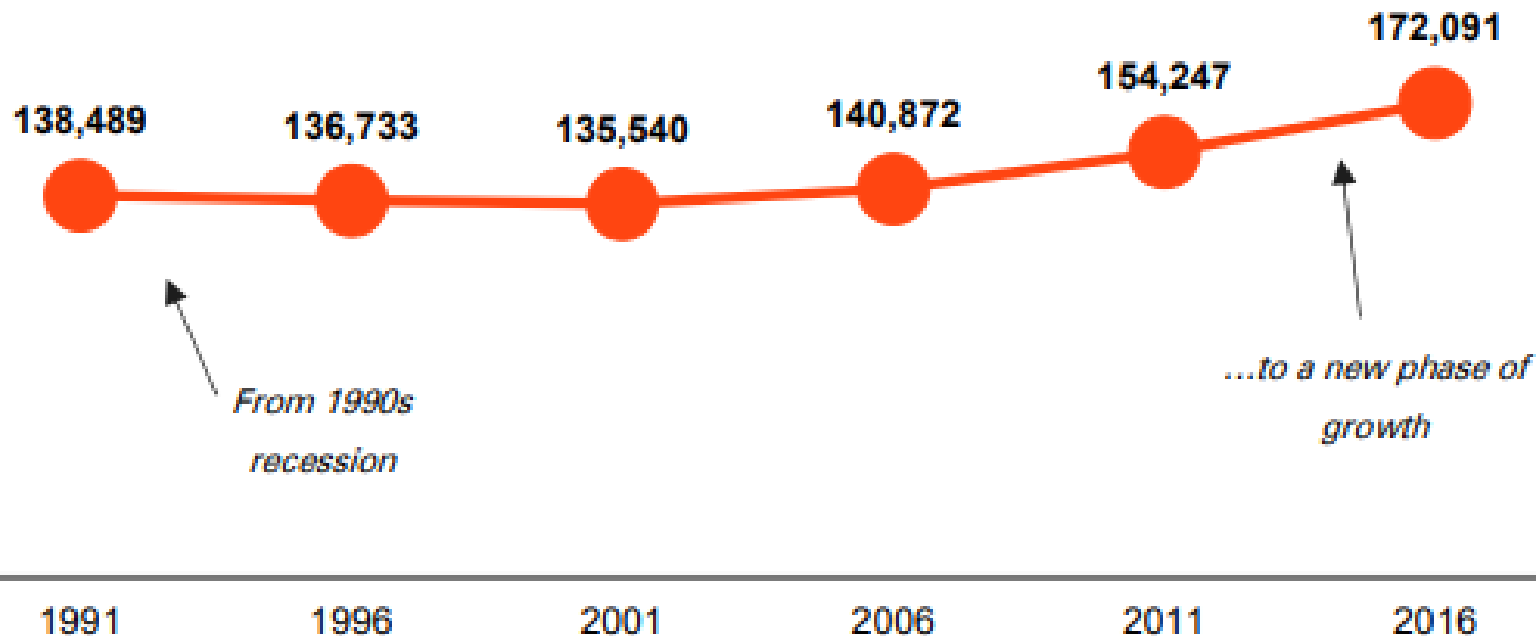
Australia's population increases by one person every 86 seconds as it exceeds 25 million

Australia's population hit 25 million, newest resident likely to be young, female and Chinese

Benefits of population growth 'immense'

How has Moreland's population changed?

Moreland's Population 1991 to 2016



Source: ABS Estimated Resident Population, Cat. 3218.0, 2001, 2006, 2011 and 2016

- Strong population growth has been a recent trend (last 10 years or so)
- In 2020 188,000 people were living in Moreland

What has been driving recent growth?

Growth in number of babies born

1976-2016



Melbourne is taking more of Australia's migration



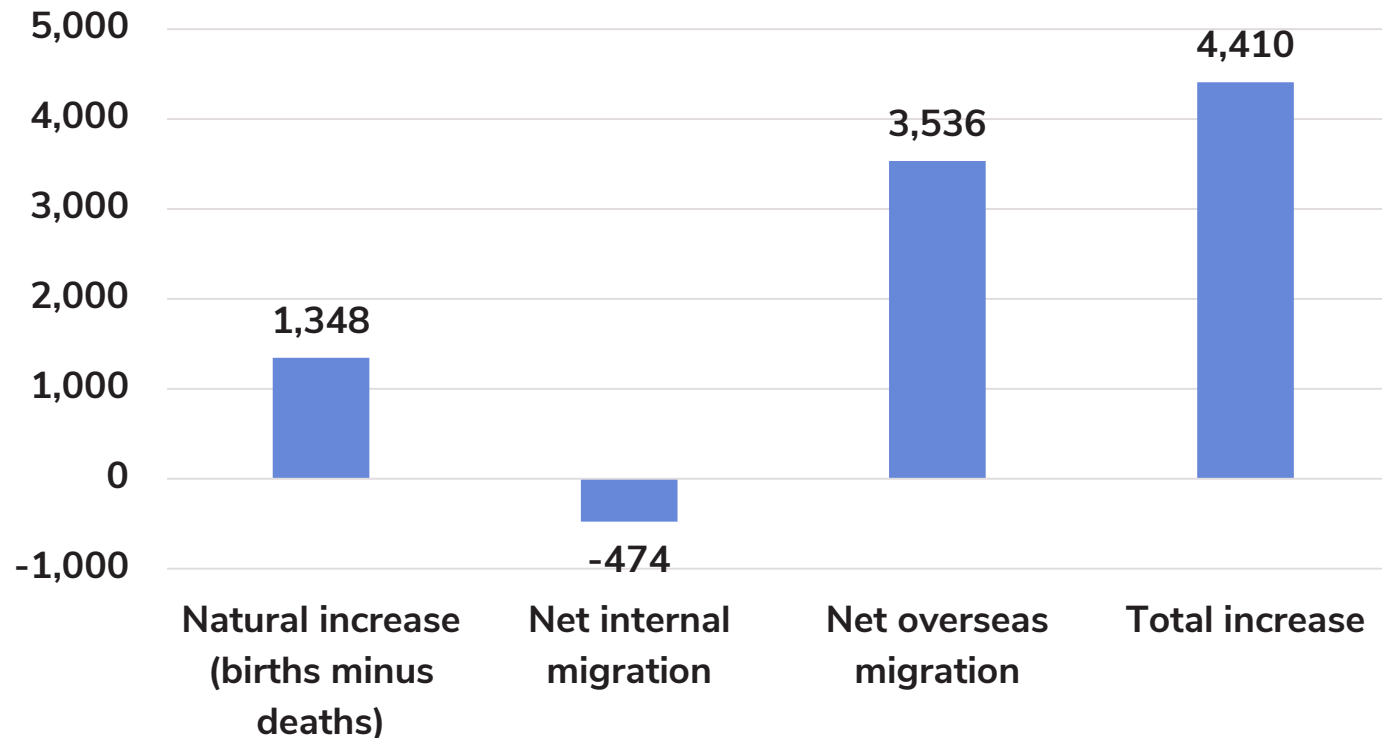
We are living longer



INCREASING LIFE EXPECTANCY

What is driving Moreland's recent growth?

Moreland's average annual population change 2017 to 2019



- **Overseas migration** the key driver of Moreland's growth in recent years
- Number of babies born in Moreland is around **2,800 per annum currently**

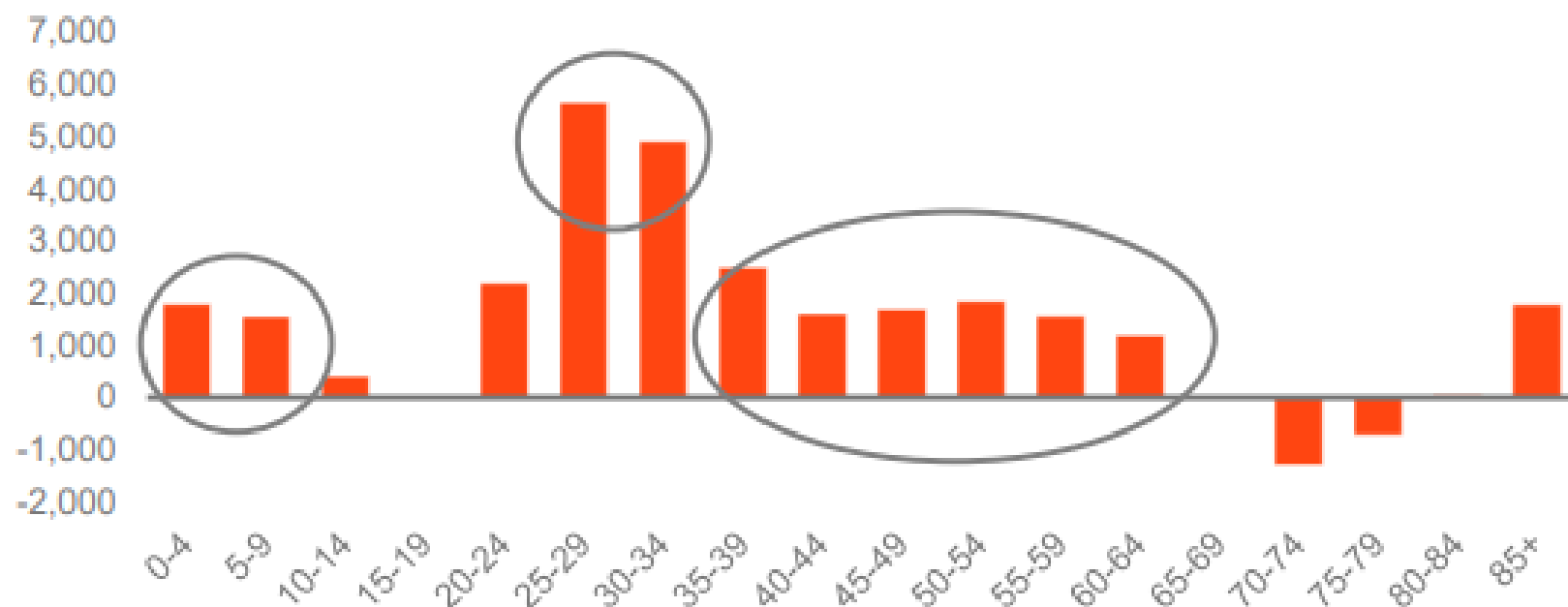
Who is coming to live in Moreland?

- In the post-war period migrants from **Italy and Greece** made up most of the city's new residents
- New arrivals today are mostly from **India, Pakistan, China and the UK**
- At home, residents are most likely to **speak Italian, Arabic, Greek or Urdu** if not speaking English,
- **Over 1 in 3 residents in Moreland were born overseas** in more than 100 countries around the world
- **Over 140 different languages** can be heard across the community



How old are we?

Our Changing Age Structure



Source: ABS, Census of Population and Housing (2006, 2011 and 2016). Data based on place of usual residence.

Median age is **34 years**, younger than Greater Melbourne

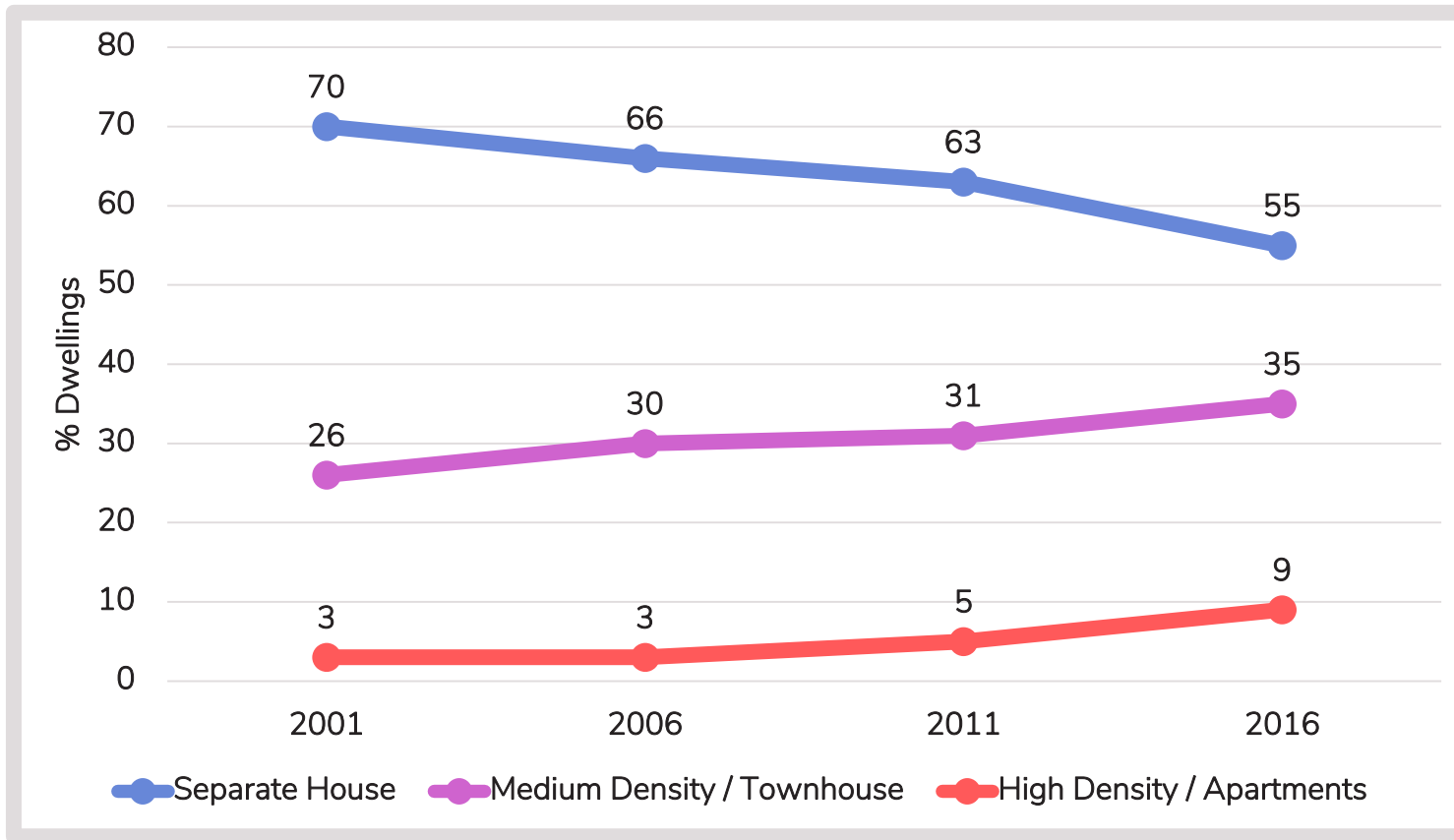
Increases in **babies and children, 25 – 34 year and older persons**

Pre COVID19 this was expected to continue

How is the housing we live in changing?




Moreland
City Council



- Increase in **townhouse and apartment development in recent years**
- Apartments mostly located in the south / Brunswick and Brunswick East
- Townhouse development in Glenroy and Pascoe Vale

How are we living in our homes ?



2016 Household Type

- 36%

- 23%

- 26%

- 9%

Pre COVID19 Pandemic

- By 2036 all household types were expected to grow
- Couples and lone persons households were set to grow quicker
- Drivers are relationship breakdown, more people choosing to alone, and death of partner (older persons)

*Does not add to 100% as other households not listed

Source: ABS Census of Population of Population and Housing 2016

What could happen to our population in the future?



Moreland
City Council



COVID19 Pandemic

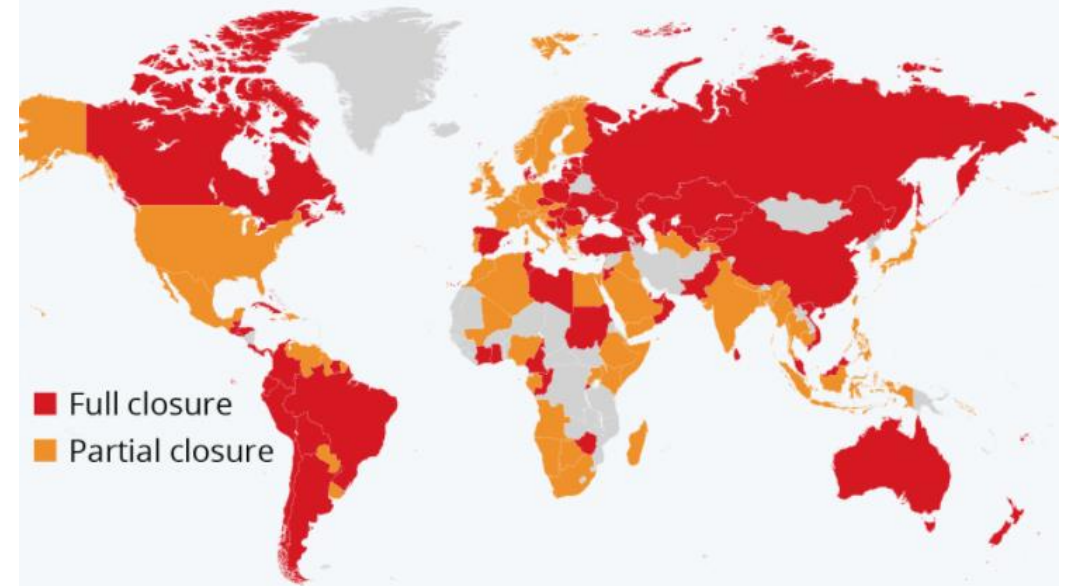


Moreland
City Council



The Status Of Global COVID-19 Border Closures

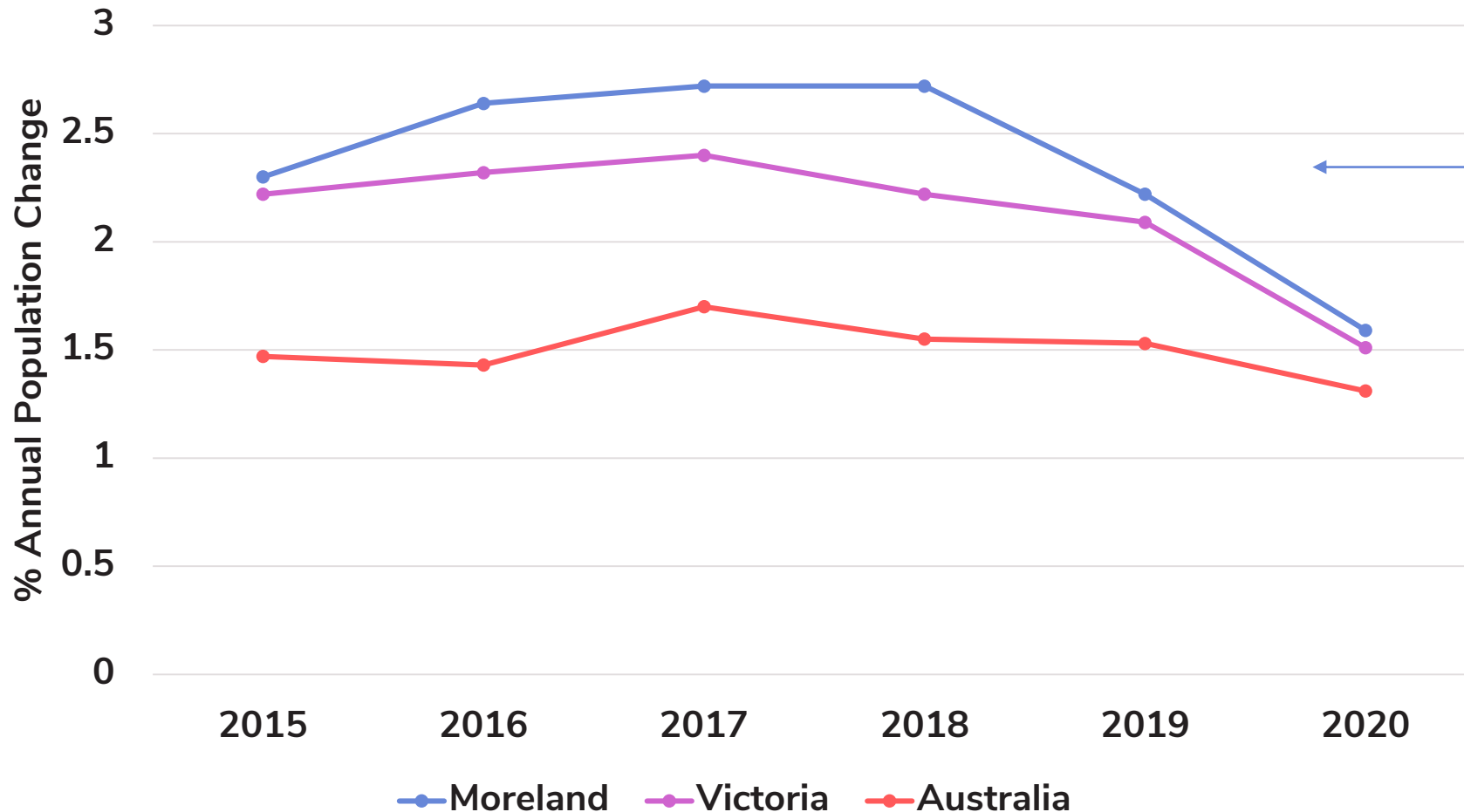
Countries that have closed borders to noncitizens and nonresidents (as of March 31, 2020)



Signs pre COVID19 growth was beginning to slow



Moreland
City Council



- Signs before the pandemic, that **population growth was starting to slow**
- 2020 figures are at June 30, so includes **3 months of international border closures**

Source: ABS Estimated Residential Population 2015 to 2020

Potential COVID19 Impacts on population



Births

- **Short term decrease** and then reverts back to pre COVID levels. Long term trend not clear.



Deaths

- **No expected change** in Australia



Net internal migration

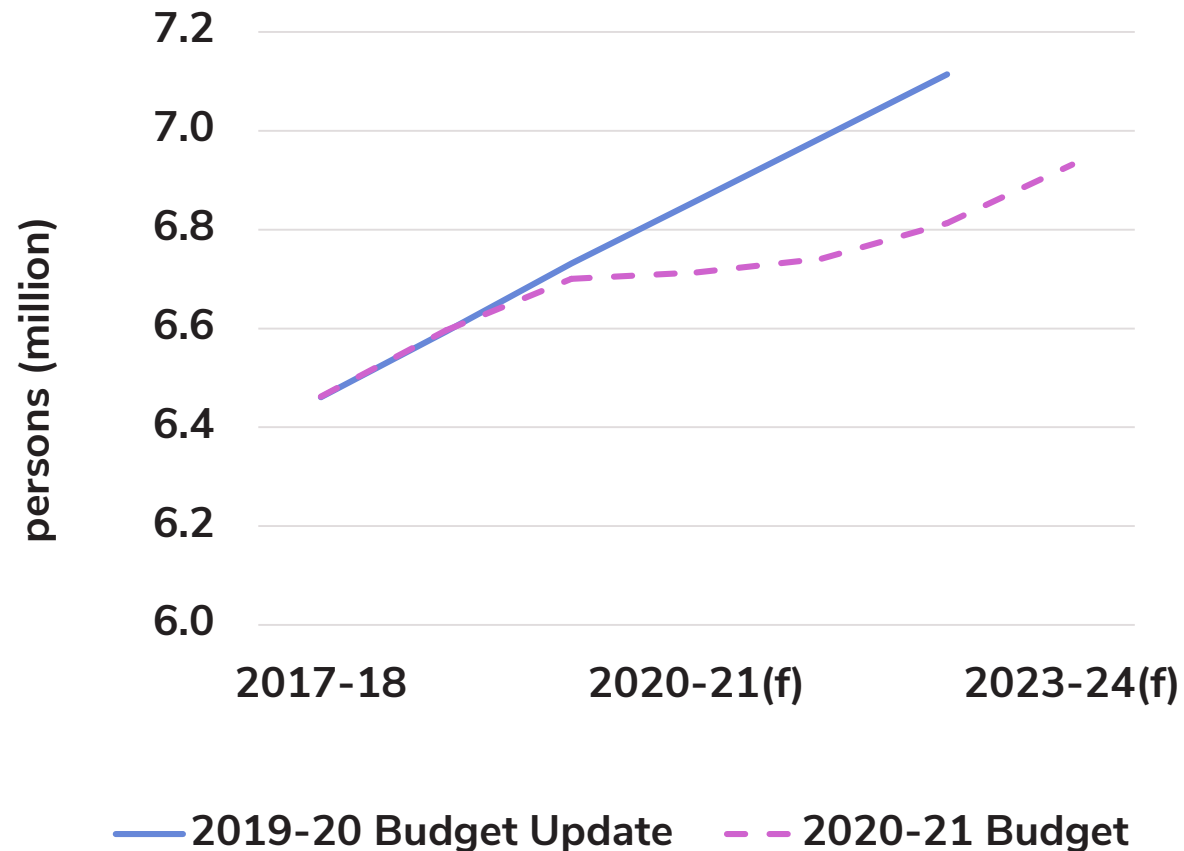
- **Short term decrease**, particularly out of the cities. Long term trend not clear.



Net overseas migration

- Negative net overseas migration in the short term.
[Recovery timeframe uncertain which presents a number of future scenarios](#)

The Victorian population outlook




Victorian Budget Pop Forecast

- Population growth over 2020-21 is now expected to be **just 0.2%** (2.3% over the past five years)
- Population growth is expected to slowly pick up to be by 2026 but still below recent levels

What could this mean for Moreland?

- Closure of international borders **will slow Moreland's population growth**
- **Level of growth dependent on overseas migration** returning to pre-COVID19 levels
- 'Brunswicks' likely to be effected most by slowing population growth
- In the short-term, industries dependent on population growth, **such as construction, consumer goods and overseas students,** likely most effected



Some questions for the Community Panel to consider

- Understanding our current and future population is really important for us to deliver effective services
- How do we plan long term whilst still in a Global Pandemic and there is still uncertainty?
- Think about what the impacts could be in the short term and long term
 - Age
 - Housing
 - Profile of people coming here
 - COVID19 Recovery
 - Council services



Thank you

Questions?